



+1 386.681.5535



info@hsrace.com



hsrace.com



One Daytona Boulevard Daytona Beach, FL 32114



2024 FALL HISTORICS
Michelin Raceway Road Atlanta
September 19 - 22, 2024

Provisional Schedule & Supplemental Regulations (09/03/2024)

Registration Hours:

Table with 2 columns: Day and Time Range. Rows include Wednesday, Thursday, Friday, Saturday, and Sunday from September 18 to 22.

Tech Inspection Hours:

Table with 2 columns: Day and Time Range. Rows include Thursday, Friday, Saturday, and Sunday from September 19 to 22.

SascoSports Hours:

Table with 2 columns: Day and Time Range. Rows include Thursday, Friday, Saturday, and Sunday from September 19 to 22.

To order tires, contact SascoSports at:
Sascosports.com
info@sascosports.com
(434) 822-7200

Sunoco Fuel Hours & Octanes:

Table with 2 columns: Day and Time Range. Rows include Thursday, Friday, Saturday, and Sunday from September 19 to 22.

Octanes Available:

- 110 Standard
112 Supreme
GT100 Unleaded
GTX98 Unleaded/Non-Ethanol

Meeting Schedule:

- Test Day Drivers' Meeting - all test day participants must attend... Thursday, September 19 at 7:20am
WeatherTech Drivers' Meeting - all sprint race competitors must attend... Friday, September 20 at 12:10pm
HSRPC Drivers' Meeting - all HSRPC competitors must attend... Friday, September 20 at 10:30am

WEDNESDAY, SEPTEMBER 18, 2024

Table with 2 columns: Time Range and Activity. Rows include Registration, Load-In, and Track Walk.

THURSDAY, SEPTEMBER 19, 2024

Table with 2 columns: Time Range and Activity. Rows include Registration, Technical Inspection, Mandatory Test Day Drivers' Meeting, and Test Groups A, B, C, and D.

10:40am – 11:10am	Test Group A (Groups 2/3)
11:20am – 11:50am	Test Group B (Groups 5a/5b/7a)
<b>11:50am – 12:50pm</b>	<b>LUNCH BREAK/TOP Van Rides</b>
	<i>Van Rides - Must be a registered entrant in the Track Orientation Program</i>
12:50pm – 1:20pm	Test Group C (Groups 10/11)
1:30pm – 2:00pm	Test Group D (Groups 6/7b/9)
2:10pm – 2:40pm	Test Group A (Groups 2/3)
2:50pm – 3:20pm	Test Group B (Groups 5a/5b/7a)
3:30pm – 4:00pm	Test Group C (Groups 10/11)
4:10pm – 4:40pm	Test Group D (Groups 6/7b/9)
4:50pm – 5:20pm	HSR Prototype Challenge Practice 1

### **FRIDAY, SEPTEMBER 20, 2024**

7:00am – 5:00pm	Registration
7:30am – 4:00pm	Technical Inspection
8:00am – 8:30am	Group 5/7a Qualifying 1
8:40am – 9:10am	Group 6/7b Qualifying 1
9:20am – 9:50am	Group 2 Qualifying 1
10:00am – 10:30am	Group 3 Qualifying 1
<b>10:30am –</b>	<b>Mandatory HSR Prototype Challenge Drivers' Meeting</b> in Media Center beside VP Fuel.
10:40am – 11:10am	Group 10/11 Qualifying 1
11:20am – 11:50am	Group 9 Qualifying 1
<b>11:50am – 12:50pm</b>	<b>LUNCH BREAK</b>
12:10pm –	<b>Mandatory WeatherTech Sprint Race Drivers' Meeting</b> in Chalet overlooking Pit Lane.
12:30pm –	Entry Deadline for V/GTC B.R.M Chronographes Endurance Challenge
12:50pm – 1:20pm	HSR Prototype Challenge Practice 2
1:30pm – 2:00pm	Group 5/7a Qualifying 2
2:10pm – 2:40pm	Group 2 Qualifying 2
2:50pm – 3:20pm	Group 6/7b Qualifying 2
3:30pm – 4:00pm	Group 3 Qualifying 2
4:10pm – 4:40pm	Group 9 Qualifying 2
4:50pm – 5:20pm	Group 10/11 Qualifying 2
5:30pm – 6:00pm	HSR Prototype Challenge Qualifying
6:00PM –	Social at Chalet overlooking Pit Lane

### **SATURDAY, SEPTEMBER 21, 2024**

7:30am – 3:00pm	Registration
8:00am – 3:00pm	Technical Inspection
8:00am – 8:30am	Group 2 WeatherTech Sprint Race 1
8:40am – 9:10am	Group 3 WeatherTech Sprint Race 1
9:20am – 9:50am	Global GT/RS Cup Race
9:00am –	Entry Deadline for H/P/GTM B.R.M Chronographes Endurance Challenge
10:00am – 10:30am	Group 5/7a WeatherTech Sprint Race 1
10:40am – 11:10am	Group 6/7b WeatherTech Sprint Race 1
11:20am – 11:50am	SascoSports International/American Challenge Race
<b>11:50pm – 12:50pm</b>	<b>LUNCH BREAK</b>
12:50pm – 1:20pm	Group 9 WeatherTech Sprint Race 1
1:30pm – 2:00pm	Group 10/11 WeatherTech Sprint Race 1
2:10pm – 3:10pm	V/GTC B.R.M Chronographes Endurance Challenge
3:30pm – 5:30pm	HSR Prototype Challenge Race

### **SUNDAY, SEPTEMBER 22, 2024**

8:00am – 11:00am	Registration
8:10am – 9:10am	H/P/GTM B.R.M Chronographes Endurance Challenge
9:20am – 9:50am	Group 2 WeatherTech Sprint Race 2
10:00am – 12:00pm	<b>QUIET TIME/LUNCH BREAK – NO ENGINES</b>
12:10pm – 12:40pm	Group 3 WeatherTech Sprint Race 2
12:50pm – 1:20pm	Group 5/7a WeatherTech Sprint Race 2
1:30pm – 2:00pm	Group 6/7b WeatherTech Sprint Race 2



2:10pm – 2:40pm Group 2 (*Bonus Race for This Group*)  
2:50pm – 3:20pm Group 9 WeatherTech Sprint Race 2  
3:30pm – 4:00pm Group 10/11 WeatherTech Sprint Race 2

7:00pm – All vehicles must vacate the Infield and Paddock.  
*Arrangements for overnight rig parking may be made through the track.*

#### **NOTES:**

- Track Orientation Program participation requires separate Test Day entry.
- Entry deadline for B.R.M Endurance Challenge Races:
  - V/GTC – 12:30pm Friday, September 20
  - H/P/GTM – 9:00am Saturday, September 21
  - You may enter by notifying Registration or Jack Woehrle in Tech.
  - Those who enter after these times will start at the back of the field.

#### **IMPORTANT LINKS**

Here are links to important documents and other information regarding this event:

- [2024 Standard Operating Procedures](#)
- [2024 Code and Regulations](#)
- [2024 B.R.M Chronographes Endurance Challenge Rules](#)
- [HSR Prototype Challenge Rules](#)
- [Transponder Rental Form](#)
- [Entry List – when available](#)

#### **SCHEDULE**

The scheduled time for each run group is NOT the time to get to the grid! It is the time your group is leaving the grid. Bring your cars to the Pre-Grid Area 10 minutes BEFORE your session begins.

All Practice, Qualifying and Race Sessions will leave from the False Grid in the Tower Paddock.

#### **STAGING AND LOAD-IN**

Paddock Load-In will begin at 2:00pm on Wednesday, September 18. We will be using the Tower Paddock only for this event. You may begin staging on Tuesday, September 17. When you arrive prior to load in time, Track Security will direct you to the appropriate staging area. Please be respectful of your paddock neighbors. There are some power hook-ups available, these are all on a first come basis.

#### **PADDOCK PARKING**

We do not intend to limit paddock parking at this event. This may change dependent upon the number of entries received. If it does change, you will be notified.

#### **DRIVERS MEETINGS:**

Attendance is mandatory for all Drivers. You will receive your helmet sticker at these meetings. If you miss the meetings, you must see Dorsey Schroeder for review of information provided at meeting and to receive helmet sticker.

#### **FACILITY**

##### **Name/Location:**

Michelin Raceway Road Atlanta  
5300 Winder Highway  
Braselton, GA 30517

**Length of Racetrack:** 2.54 miles.

##### **Shipping Information:**

If you need to have something shipped to the track, include the following information with the shipping address:  
HSR Fall Historics  
*Team or Individual Name/and cell phone number*

Packages received may be picked up at Shipping/Receiving, located in Garage Bays 10/11/12.

Shipping/Receiving hours are: 8:00am – 5:00pm – Monday - Friday.



### **FUEL SERVICE:**

Sunoco Fuels will be on site to service your fuel needs at the truck beside the fuel pumps.

### **GOLF CART RENTALS:**

Golf Cart Rentals are available through Custom Golf Carts of Braselton. Reserve your Golf Cart by calling (678) 447-1475.

### **PIT-TO-CAR RADIOS**

Pit-to-Car Radios are encouraged. Our communications sponsor, Speedcom Communications, will have a limited number of both digital and analog radios available for rent. Please see Jack Ivester at the Speedcom trailer.

Helmet wiring, ear plugs and/or adapters will have to be purchased if you do not have them. These parts cannot be rented as they are permanently installed in the helmets.

Race Control may be monitored on frequency 461.0875.

### **PODIUMS:**

All podiums will be held in the Tower Paddock.

### **QUALIFYING SESSIONS:**

- SascoSports Int'l/American Challenge Race: Q1 and Q2, based on fastest lap from either session.
- Global GT/RS Cup: Q1 and Q2, based on fastest lap from either session.
- V/GTC BRM Endurance Challenge: Q1 and Q2, based on fastest lap from either session.
- H/P/GTM BRM Endurance Challenge: Q1 and Q2, based on fastest lap from either session.

### **SESSION RESULTS:**

Session results will be available on HSR's website. [HSR Results](#) is the link.

### **TECH:**

Tech Inspection will be set up in the Tower Paddock Tech Building. You have all day Thursday to get through Tech. All cars must present their Group Sticker on the Grid beginning Friday morning.

The tech sheet for your entry will be with the tech team. Your tech inspection must be completed to receive your Group Sticker(s). If you need to present your car for its annual tech inspection, please present your car with the car's logbook to the Tech Inspector. It is your responsibility to see that your car is prepared properly and is safe to race.

### **TEST DAY:**

Mandatory Test Day Drivers' Meeting at 7:20am in the Chalet in the Tower Paddock. You will receive a helmet sticker at this meeting. If you wish to sign up for the Test Day that morning, please see Jack Woehrle at Tech. He will manually add you to the appropriate Test Day group.

### **TIRES:**

**SascoSports** will be providing tire service for the event. Please contact them ASAP for all your tire needs. Their contact information is: Office (877) 377-7811 or (434) 822-7200 or email [dave@sascosports.com](mailto:dave@sascosports.com).

Sasco will be in the Tower Paddock.

### **TRACK ORIENTATION PROGRAM**

HSR offers our Track Orientation Program at this event. Led by multiple championship-winning driver and HSR's Competition Director, Dorsey Schroeder, the Track Orientation Program offers those who are at Road Atlanta for the very first-time valuable insight that otherwise only comes with many miles of track time. The TOP will also provide the returning competitor a refresher course on this challenging racetrack. The TOP is conducted on the Test Day and requires a separate entry to the Test Day.



### TRANSPONDER RENTALS:

All cars must have an AMB TranX260 compatible transponder (reddish/orange in color). Rental transponders are available through our Registration Staff. A link to the Transponder Rental Form is included under "Important Links". If you need to rent one when you arrive, please let a Registrar know and we will get one assigned to you. **All rental transponders must be returned to an HSR staff member at the HSR Trailer or Tech or to Lyn Hodges Watts prior to your departure from the event.** Drivers will be charged in full for transponders that are returned.

### WASTE DISPOSAL:

There is waste oil or spent oil filter disposal next to the Tech Shed in the Tower Paddock. Do not leave items (oil cans, tires, etc.) behind in your pit or in your paddock space.

### HSR Run Groups/Classes

#### **Group 2 – Vintage Sports Cars -**

VP1-VP7, S5, S6, VM1-VM4, VSR3, VSR4, SSD, HPCB, 2X

#### **Group 3 – Vintage/Historic Production, etc.**

HP5-HP9, S2-S4, MP2, SSB, SSC, STB, VSR1, VSR2, MSR4, HPCA, 3X

#### **Group 5A – Big-Bore Historic Sports Cars, etc.**

HP1-HP4, HTA, S1, MP1, SSA, STA, VASR, VBSR, 5X

#### **Group 5B – Early FIA Grp 4/IMSA GT**

GTO, GTU, 5X

#### **Group 6 – Historic/Post-Historic Prototypes, etc.**

P1A, P1B, P2A, P2B, P3A, GTP, GTPL, 6X

#### **Group 7A – Historic Sports Racers**

CA1-CA4, HPT, VPT, HBSR, HCSR, S2A, S2B, 7X

#### **Group 7B – Modern Sports Racers/Track Day Cars, etc.**

MSR2, MSR3, 7X

#### **Group 8 – Historic Stock Cars**

SCA-SCE, SCT, SCGN, 8X

#### **Group 9 – Post-Historic/Modern Global GT, etc.**

GT1A, GT1B, GT2A, GT2B, GT3A, GT3B, GT5, AAGT, 9X

#### **Group 10 – Modern Global GT3/Cup/Challenge Series, etc.**

GTS2, GT3C, GT3D, GT4A, SSAA, 10X

#### **Group 11 – Early GT4, TCR, etc.**

GT4B, GT3E, GT3F, GT5, TCR, 11X

#### **GTC (Classic) Enduro**

GTC1-GTC4, GTCX

#### **GTM (Modern) Enduro**

GTM1-GTM6, GTMX

#### **Historic Enduro**

H1-H7, HX

#### **Prototype Enduro**

P1-P6, PX

#### **Vintage Enduro**

V1-V5, VX

### **SascoSports International/American Challenge:**

Foreign Production Sports Cars & Sedans {I} and Porsches {P} vs. American GT Cars {A} by \*invitation (Groups 2, 3, 5) \*Sports racers and cars on slicks excluded.

#### **Global GT:**

Select Modern GT cars from Groups 9, 10, 11 (See eligibility sheet)

#### **HSR Classic RS Cup:**


Porsche 911S/911ST/911RS/RSR/IROC/SC (2.2 thru 3.0L)

#### **HSR Prototype Challenge**

IMSA LMP3



# Racing Flags



## Green Flag

Signals a clear course and indicates the immediate start or restart of a race.




## Yellow Flag

**STANDING** A situation exists that warrants your attention and caution. NO PASSING until you have cleared the incident and verify the next station is not displaying yellow.

**WAVING** A hazardous situation exists that warrants your attention and extreme caution. SLOW DOWN AND NO PASSING. You will probably have to deviate from and modify your driving line.

**DOUBLE** When you see a station displaying two yellow flags. A FULL COURSE YELLOW exists. NO PASSING, a pace car may be used. Once you have safely cleared the incident scene, please catch up with the pack as soon as possible.



## Black Flag

**OPEN** Displayed at all corners means THE SESSION HAS STOPPED. No passing under Black Flag All. All cars shall proceed cautiously to the pits. Stop Racing. An "ALL" sign will be displayed at the starter's stand and Black Flag Station. The Black Flag Stations are located at Start/Finish and Turn 10.

**CLOSED (Furled)** Warning when pointed at a participant from the starters stand.



## Red Flag

Session has been stopped. All cars should reduce speed to idle. Be prepared to stop. Give way to all emergency vehicles. If track is not blocked, proceed at idle speed back to pit lane, and park drivers right. No work can be done. Shut off engine and stay with your car, until told otherwise.



## White Flag

Signifies slow moving vehicle ahead. Could be Safety vehicles or slow-moving race car. Used at all stations on opening lap for recognition. Waved at Start/Finish for last lap. Passing allowed. Do not weave to warm tires.




## Blue w/ Yellow Stripe Flag

Check your mirrors. Hold the line, another competitor is following closely or is trying to overtake.




## Yellow w/ Red Stripes Flag

Signals debris on race surface which could include parts from a car or a slippery race surface. Exercise caution.



## Black w/ Orange Ball Flag

Do not take another lap. Something is wrong with a participant's car. Flag is shown beside board with involved car's number. That car must proceed to pits.



## Checkered Flag

Notifies the race or session is finished. Stop racing, cool your car down and return to the pits at the next opportunity.