



+1 386.681.5535



info@hsrace.com



hsrace.com



One Daytona Boulevard Daytona Beach, FL 32114



2024 CLASSIC 24 HOUR AT DAYTONA
2024 DAYTONA HISTORICS
2024 HSR PROTOTYPE CHALLENGE - DAYTONA
Daytona International Speedway
October 30 – November 3, 2024



Official Schedule & Supplemental Regulations (10/21/2024)

Registration Hours:

Table with 2 columns: Date and Time Range. Rows include Tuesday, October 29 (8:30am - 5:00pm) through Sunday, November 3 (8:00am - 11:00am).

Tech Inspection Hours:

Table with 2 columns: Date and Time Range. Rows include Tuesday, October 29 (1:00pm - 5:00pm) through Sunday, November 3 (By Appt Only).

Sunoco Fuel Hours & Octanes:

Table with 2 columns: Date and Time Range. Rows include Tuesday, October 29 (1:00pm - 6:00pm) through Sunday, November 3 (6:00am - 10:00am).

Octanes Available:

- 110 Standard
112 Supreme
GT100 Unleaded
GTX98 Unleaded/Non-Ethanol

SascoSports Hours:

Table with 2 columns: Date and Time Range. Rows include Tuesday, October 29 (1:00pm - 6:00pm) through Sunday, November 3 (6:00am - 11:00am).

To order tires, contact SascoSports at:

Sascosports.com
info@sascosports.com
(434) 822-7200

Meeting Schedule:

Table with 2 columns: Meeting Name and Time. Meetings include Test Day Drivers' Meeting, HSR Prototype Challenge, and Classic 24/Daytona Historics Drivers' Meetings 1 and 2.

All drivers entered in the Classic 24 and/or the Daytona Historics must attend meeting 1 OR 2.

Drivers' meetings will be held in the Driver Meeting Room, located next to the Media Center.

TUESDAY, OCTOBER 29, 2024

Table with 2 columns: Time Range and Activity. Activities include Registration, Competitor Rig Parking, Technical Inspections, Track Orientation Program, Track Walk, and No bicycles or motorized vehicles.

WEDNESDAY, OCTOBER 30, 2024

6:30am – 8:30am	Garage Delivery Time
6:30am – 6:00pm	Registration
7:00am – 4:00pm	Technical Inspections
7:15am –	Test Day Drivers' Meeting (<i>Drivers' Meeting Room – entrance to Fan Zone</i>)
8:00am – 8:30am	HSR Test Group 5/7/HSR NASCAR Classic (Yellow)
8:40am – 9:10am	HSR Test Group 2/3 (White)
9:20am – 9:50am	HSR Test Group 10/11 (Purple)
10:00am – 10:30am	HSR Test Group 6/9 (Orange)
10:40am – 11:10am	Classic Test Group A (Green)
11:20am – 11:50am	Classic Test Group E/F (Blue)
12:00pm – 12:30pm	Classic Test Group B/C/D (Red)
12:30pm – 1:30pm	LUNCH BREAK
1:30pm – 2:00pm	HSR Test Group 2/3 (White)
2:10pm – 2:40pm	HSR Test Group 5/7/HSR NASCAR Classic (Yellow)
2:50pm – 3:20pm	HSR Test Group 6/9 (Orange)
3:30pm – 4:00pm	HSR Test Group 10/11 (Purple)
4:10pm – 4:40pm	Classic Test Group A (Green)
4:50pm – 5:20pm	Classic Test Group B/C/D (Red)
5:30pm – 6:00pm	Classic Test Group E/F (Blue)

THURSDAY, OCTOBER 31, 2024

6:30am – 8:30am	Garage Delivery Time
7:00am – 5:00pm	Registration
7:00am – 1:00pm	Technical Inspection
7:30am – 8:00am	HSR Prototype Challenge Practice 1
8:10am – 8:40am	HSR Group 2/3 Qualifying 1
8:50am – 9:20am	HSR Group 5/7 Qualifying 1
9:00am –	HSR Prototype Challenge Drivers' Meeting (<i>Drivers Meeting Room – entrance to Fan Zone</i>)
9:30am – 10:00am	HSR Group 6/9/NASCAR Classic Qualifying 1
10:00am –	Classic 24/Daytona Historics Drivers' Meeting 1 (<i>Drivers Meeting Room – entrance to Fan Zone</i>) <i>Classic 24 and Daytona Historics drivers must attend Drivers' Meeting 1 OR Drivers' Meeting 2</i>
10:10am – 10:40am	HSR Group 10/11 Qualifying 1
10:50am – 11:20am	Classic 24 Group A Qualifying 1
11:15pm –	Classic 24/Daytona Historics Drivers' Meeting 2 (<i>Drivers Meeting Room – entrance to Fan Zone</i>) <i>Classic 24 and Daytona Historics drivers must attend Drivers' Meeting 1 OR Drivers' Meeting 2</i>
11:30am – 12:00pm	Classic 24 Group B Qualifying 1
12:00pm – 1:00pm	LUNCH BREAK
1:00pm – 1:30pm	Classic 24 Group C Qualifying 1
1:40pm – 2:10pm	Classic 24 Group D Qualifying 1
2:20pm – 2:50pm	Classic 24 Group E Qualifying 1
3:00pm – 3:30pm	Classic 24 Group F Qualifying 1
3:40pm – 4:10pm	HSR Prototype Challenge Practice 2
4:20pm – 4:50pm	HSR Group 5/7 Qualifying 2
5:00pm – 5:30pm	HSR Group 2/3 Qualifying 2
5:40pm – 6:10pm	HSR Group 6/9/NASCAR Classic Qualifying 2
6:20pm – 6:50pm	HSR Group 10/11 Qualifying 2
6:50pm – 7:20pm	DINNER BREAK
7:20pm – 7:50pm	Classic Group F Night Practice
8:00pm – 8:30pm	Classic Group E Night Practice
8:40pm – 9:10pm	Classic Group D Night Practice
9:20pm – 9:50pm	Classic Group C Night Practice
10:00pm – 10:30pm	Classic Group B Night Practice
10:40pm – 11:10pm	Classic Group A Night Practice

FRIDAY, NOVEMBER 1, 2024

6:30am – 8:30am	Garage Delivery Time
7:00am – 4:00pm	Registration
8:00am – 12:00pm	Technical Inspection



8:00am – 8:30am	HSR Group 10/11 WeatherTech Sprint Race 1
8:40am – 9:10am	HSR Group 6/9/NASCAR Classic Sprint Race 1
9:20am – 9:50am	HSR Group 5/7 WeatherTech Sprint Race 1
10:00am – 10:30am	HSR Group 2/3 WeatherTech Sprint Race 1
10:40am – 11:10am	HSR Prototype Challenge Qualifying
11:20pm – 12:20pm	LUNCH BREAK
12:20pm – 1:20pm	H/P/GTM B.R.M Chronographes Endurance Challenge – 1 Hour Race
1:30pm – 2:00pm	Classic Group A Qualifying Race
2:10pm – 2:40pm	Classic Group B Qualifying Race
2:50pm – 3:20pm	Classic Group C Qualifying Race
3:30pm – 4:00pm	Classic Group D Qualifying Race
4:10pm – 4:40pm	Classic Group E Qualifying Race
4:50pm – 5:20pm	Classic Group F Qualifying Race
5:30pm – 6:00pm	SascoSports International-American Challenge Race
6:00pm – 7:00pm	DINNER BREAK
7:00PM – 8:30pm	HSR Prototype Challenge Race

SATURDAY, NOVEMBER 2, 2024

6:30am – 8:30am	Garage Delivery Time
7:00am – 3:00pm	Registration
8:00am – 9:00am	V/GTC B.R.M Chronographes Endurance Challenge – 1 Hour Race
9:10am – 9:40am	HSR Group 10/11 WeatherTech Sprint Race 2
9:50am – 10:20am	HSR Group 6/9/NASCAR Classic WeatherTech Sprint Race 2
10:30am – 11:00am	HSR Group 2/3 WeatherTech Sprint Race 2
11:10am – 11:40pm	HSR Group 5/7 WeatherTech Sprint Race 2
11:50pm – 12:20pm	Global GT/RS Cup Race
12:20pm – 1:20pm	LUNCH
2:00pm – 2:42pm	Classic Group E Race 1
3:00pm – 3:42pm	Classic Group A Race 1
4:00pm – 4:42pm	Classic Group B Race 1
5:00pm – 5:42pm	Classic Group C Race 1
6:00pm – 6:42pm	Classic Group D Race 1
7:00pm – 7:42pm	Classic Group F Race 1
8:00pm – 8:42pm	Classic Group A Race 2
8:00pm –	Fireworks Display
9:00pm – 9:42pm	Classic Group B Race 2
10:00pm – 10:42pm	Classic Group C Race 2
11:00pm – 11:42pm	Classic Group D Race 2
12:00am – 12:42am	Classic Group E Race 2

SUNDAY, NOVEMBER 3, 2024

6:30am – 8:30am	Garage Delivery Time
8:00am – 11:00am	Registration
1:00am – 1:42am	Classic Group F Race 2
1:00am – 2:42am	Classic Group A Race 3 <i>(Time Change at 2am)</i>
2:00am – 2:42am	Classic Group B Race 3
3:00am – 3:42am	Classic Group C Race 3
4:00am – 4:42am	Classic Group D Race 3
5:00am – 5:42am	Classic Group E Race 3
6:00am – 6:42am	Classic Group F Race 3
7:00am – 7:42am	Classic Group A Race 4
8:00am – 8:42am	Classic Group B Race 4
9:00am – 9:42am	Classic Group C Race 4
10:00am – 10:42am	Classic Group D Race 4
11:00am – 11:42am	Classic Group E Race 4
12:00pm – 12:42pm	Classic Group F Race 4
7:00pm –	All vehicles must vacate the Garage, Infield and Paddock. <i>Arrangements for overnight rig parking may be made through the track.</i>



NOTES

- Track Orientation Program participation requires separate Test Day entry.
- Entry deadline for B.R.M Endurance Challenge Races:
 - H/P/GTM – 12:00pm Thursday, October 31
 - V/GTC – 12:00pm Friday, November 1
 - You may enter by notifying Registration or Jack Woehrle in Tech.
 - Those who enter after the stated deadline will start at the back of the field.

IMPORTANT LINKS

Here are links to important documents and other information regarding this event:

- [2024 Standard Operating Procedures](#)
- [2024 Code and Regulations](#)
- [Classic 24 Hour at Daytona Rules](#)
- [2024 B.R.M Chronographes Endurance Challenge Rules](#)
- [HSR Prototype Challenge Rules](#)
- [Golf Cart Permit Form](#)
- [Transponder Rental Form](#)
- [Entry List](#)

STAGING AND LOAD-IN

Load In procedures will begin Tuesday, October 29 at 10:30am. Competitors' rigs which arrived prior to that time will be staged inside Gate 40. Daytona International Speedway personnel will direct rigs to the proper location, please follow these directions. No overnight camping will be allowed prior to October 29. You will not be able to sleep in rigs parked inside Gate 40. Gate 40 will close on Monday, October 28 at 10pm and will reopen the next morning at 6am.

All rig drivers will be required to check in with Registration **PRIOR** to Load In to receive their parking passes and garage assignment (if appropriate).

All vehicles, trailers, transporters, and RV's must be clear of all infield areas by 7:00pm on Sunday, November 3. All rigs parking overnight on Sunday, November 3 must be parked inside Gate 40. No overnight camping Sunday evening. Daytona International Speedway personnel will direct you to the proper location.

DRIVER REQUIREMENTS

All competitors (including co-drivers) must hold a competition license, at the appropriate level, issued by HSR.

DRIVERS MEETINGS

Attendance is mandatory for all Drivers. There are two (2) Drivers' Meetings scheduled for drivers in the Classic 24 or Daytona Historics (sprint races). These drivers must attend one (1) of these two (2) meetings. You will receive your helmet sticker at the meeting. If you miss the meeting, you must see Dorsey Schroeder for review of information provided at meeting and to receive your helmet sticker.

PADDOCK AND GARAGE INFORMATION

- **Passenger Cars and trucks are not allowed into the garage area.**
- Each participant will receive two (2) parking passes for the Competitor Parking Area, which has easy access to the paddock/garage areas.
- **Delivery Time** – Personal cars and trucks may be temporarily permitted into the paddock/garage area to unload equipment, groceries, etc. The Delivery Time will be from 6:30am to 9:00am each morning. **Vehicles will be subject to being towed if found parked in the paddock/garage area outside this timeframe.** Vehicles with a disabled parking permit will be allowed access to the disabled parking area within the Paddock and Garage areas.
- No Camping is allowed inside the Garage area. RV Parking and camping sites are available in other locations.
- All Tow Vehicles must be removed from the garage area after placing your trailer, except for a tractor attached to a trailer.
- **Garages are assigned by HSR.** If your team has not been assigned a garage, please do not move into one ... you will be removed.
- Fire regulations prohibit propane tanks, empty or filled, in the two main paddock areas. If a team is bringing a travel trailer or motor home to use, the team must pit in the satellite compound paddock or D/O RV lot.
- **There is no fueling or running of engines inside a garage.** If a team needs to refuel or warm up an engine, the car must be moved outside of the garage stall to do so.



- Each Team must provide Fire Extinguishers to be placed in each of their garage stalls in case of emergency.
- No stakes may be driven into any asphalt or concrete.
- Do not argue with Daytona International Speedway Security or other personnel.
- All waste must be disposed of properly (*see waste disposal information*).
- Used tires, batteries, equipment, and empty fuel drums are each individual team's responsibility. The simple rule is: If a team brought it in...then that team must take it out. Failure to do so could result in fines, suspensions, and increased costs to everyone.
- No open-toed shoes allowed in the Pit Lane area.
- No shorts or sleeveless shirts are allowed in the Hot Pit Lane.
- No pets in the Garage/Paddock area.

TECH

Tech will be located in the Blue Garages. If your car DOES NOT have an HSR-issued Logbook, you must present the car at the technical inspection station for an inspection. To receive your Group sticker(s), please bring the following the helmet for each Driver registered on the entry.

If your car has an HSR Logbook, please bring the Logbook and the helmet only for each Driver registered on the entry to the Technical Inspection Station to receive your group stickers.

This inspection is primarily a safety inspection and may or may not address compliance with regulations pertaining to specifications. All competitors have through the end of Test Day to have their technical inspection completed.

Your Tech Sheet will be available at Tech

SAFETY EQUIPMENT

- *Helmets* – It is required that all drivers wear an (SA) rated racing helmet of SA 2015, FIA 8860-2010 or later Snell-approved or equivalent FIA specification. Full Face helmets are strongly recommended.
- *Hans Device* – HSR requires all drivers utilize a HANS and other FIA-approved head and neck restraint device.

QUALIFYING SESSIONS

- SascoSports Int'l/American Challenge Race: Q1, based on fastest lap.
- Global GT: Q1 and Q2, based on fastest lap from either session.
- V/GTC BRM Endurance Challenge: Q1 and Q2, based on fastest lap from either session.
- H/P/GTM BRM Endurance Challenge: Q1 and Q2, based on fastest lap from either session.

SCHEDULE

The scheduled time for each run group is NOT the time to get to the grid! It is the time your group is leaving the grid. Bring your cars to the Pre-Grid Area 10 minutes BEFORE your session begins.

CLASSIC 24 HOUR SCORING SYSTEM

Scoring is based on the most number of laps completed in the least amount of time over the 4 races combined.

PIT VEHICLES/GOLF CARTS

Pit vehicles must be operated by a licensed driver 16 years or more in age. The speed limit is 10 MPH for all vehicles in garage, Paddock and pit areas.

Personal and/or Team **Golf Carts** must have a Single Event Use Permit before using the Golf Cart anywhere within the Daytona International Speedway facility. **This pertains to Golf Carts only.** See the Single Event Permit forms ([Golf Cart Permit Form](#)). All documents will need to be turned into Registration, and the \$250 fee must be paid by check payable to *Daytona International Speedway*, upon check-in to receive your Decal. Rental Golf Carts are available through this link [Golf Cart Rental](#) and are not subject to the Single Use Permit policy.

This policy was new in 2023, pertains to Golf Carts only and will be strictly enforced by Security.

TRANSPONDERS

All cars must have an AMB TranX260 compatible transponder (reddish/orange in color). A limited number of rental transponders are available through Registration. Please have a [Transponder Rental Form](#) filled out and see a member of our Registration Staff. If you need to rent one when you arrive, please let a Registrar know, and we will



get one assigned to you. **All rental transponders must be returned to an HSR staff member at the HSR Trailer or Tech or to Lyn Hodges Watts prior to your departure from the event.** Please hand transponder to an HSR staff member. You will be charged in full for transponders that are not returned at the end of the event.

HEADLIGHTS/TAILLIGHTS

All cars will be required to have a minimum of one (1) running headlight and one (1) running taillight during all periods of darkness.

SPOTTER INFORMATION

Each driver may designate one (1) crew member as a Spotter. If you will utilize a spotter, please use the attached form to identify the crew member (*see page 25*). Only individuals over the age of 18 AND who are registered as a crew member are permitted to serve as Spotter. Individuals who are not specifically identified as a Spotter will not be permitted into the spotter area.

TECH SHEETS

Your Tech Sheet will be available at Tech.

TIMING SHEETS/RESULTS

Timing sheets/results will be uploaded to the HSR website twice each day, lunch time and at the end of the day. You may find the uploaded results here: [HSR Event Results](#) (click on Classic 24).

You can follow live timing on the Race Monitor app. See the Race Monitor website (Race-Monitor.com) for more information.

TEST DAY

Mandatory Test Day Drivers' Meeting at 7:15am in the Drivers Meeting Room beside the Media Center. You will receive a helmet sticker at this meeting. If you wish to sign up for the Test Day that morning, please see Jack Woehrlé at Tech. He will manually add you to the appropriate Test Day group.

TRACK ORIENTATION PROGRAM

HSR offers our Track Orientation Program at this event. Led by multiple championship-winning driver and HSR's Competition Director, Dorsey Schroeder, the Track Orientation Program offers those who are at Daytona for the very first-time valuable insight that otherwise only comes with many miles of track time. The TOP will also provide the returning competitor a refresher course on this challenging racetrack. The TOP is conducted on the Test Day and requires an entry to the Test Day.

FUEL SERVICE

Sunoco Fuels will be available in the Blue Garage Fuel Station.

Octanes available:

- 110 Standard
- 112 Supreme
- GT100 Unleaded
- GTX98 Unleaded/Non-Ethanol.

Fuel Hours:

Tuesday, October 29	1:00pm – 6:00pm
Wednesday, October 30	7:00am – 5:00pm
Thursday, October 31	7:00am – 7:00pm
Friday, November 1	7:00am – 5:00pm
Saturday, November 2	7:00am – 10:00pm
Sunday, November 3	6:00am – 10:00am



TIRE POLICY

This tire list is intended to allow Classic 24-Hour racers with a reasonable choice of competitive tires that are suitable for their specific make and model. It is not possible to list every tire that might be used legally on every car. The listed tires represent commonly used and available tires that allow fair racing amongst cars in a particular race group and class. In addition, they also closely resemble the tires that a car would have raced on historically. Since the makeup of race groups and classes consists of cars with varying specifications, not every car in a race group or class will necessarily have the same tire options.

Group A:

GT/Production:

Avon: All-Weather, ACB9 (ACB10 not permitted)
Avon: CR6ZZ, Historic
Dunlop: L- or M-series; Formula Ford (9092)
Hoosier: Street TD, TDS, Vintage TD, Formula Ford, DOT R6/7
Goodyear: Vintage Blue streak; G7, G12, G12A
Toyo: R888

Full tread DOT street radials with symmetric patterns

Prototypes: Add hand-grooved bias-ply slicks (Dunlop CR65/82 patterns)

Group B:

Appropriate bias-ply slicks or others by application and approval.
Includes Hoosier TD, TDS, DOT R6/7

Groups C, D, E, and F:

As appropriate to be determined by entrant.

Group G:

Per HSR 2024 Tire Specifications

****Any other tire types must be approved prior to the start of the event****

Service Hours:

Tuesday, October 29	1:00pm – 6:00pm
Wednesday, October 30	7:30am – 6:00pm
Thursday, October 31	7:30am – 8:00pm
Friday, November 1	7:30am – 6:00pm
Saturday, November 2	7:30am – 10:00pm
Sunday, November 3	6:00am – 11:00am

Questions or concerns regarding tire selection should be directed to Jack Woehrle, HSR's Technical Director, at jwoehrle@hsrace.com.

If you have any questions regarding tire availability, please contact our Tire Provider Partner:

Dave Handy
(434) 822-7200
Info@sascosports.com
www.sascosports.com



HSR CHICANE BISTRO (DRIVERS' LOUNGE)

Each Classic 24 Hour Race entry receives two (2) complimentary credentials to the HSR Chicane Bistro (drivers' lounge). The following credentials will be available for purchase at the reception desk in the HSR Chicane Bistro:

Multiple Day Credentials

Full Event (*Wednesday through Sunday*) \$500
Weekend (*Saturday and Sunday ONLY*) \$300

Single Day or Meal Credentials

Single Day (*credential identifies the specific day*) \$155
Breakfast (*any day one (1) meal during Breakfast*) \$40
Lunch (*any day one (1) meal during Lunch*) \$55
Dinner (*any day one (1) meal during Dinner*) \$65

HSR Chicane Bistro Meals/Times:

Wednesday, October 30	Lunch	11:00am – 2:00pm
Thursday, October 31	Breakfast	6:30am – 10:00am
	Lunch	11:00am – 2:00pm
	Dinner	5:00pm – 9:30pm
Friday, November 1	Breakfast	6:30am – 10:00am
	Lunch	11:00am – 2:00pm
	Dinner	5:00pm – 9:00pm
Saturday, November 2	Breakfast	6:30am – 10:00am
	Lunch	11:00am – 2:00pm
	Dinner	5:00pm – 9:30pm
	Late Night	10:00pm – 3:00am
Sunday, November 3	Breakfast	6:00am – 10:00am
	Lunch	11:00am – 1:00pm



FACILITY

Name/Location:

Daytona International Speedway
1801 West International Speedway Boulevard
Daytona Beach, FL 32114

****PLEASE NOTE – THIS IS NOT THE ADDRESS TO PICK-UP SHIPMENTS.**

Length of Racetrack: 3.56 miles.

Location of Race Control: Tower at Start/Finish across from Pit Lane, 5th Floor.

Shipping Information:

If you need to have something shipped to the track, please include the following information:

HSR Classic 24

Team or Individual Name and cell phone number

Daytona International Speedway
1801 W International Speedway Blvd
Daytona Beach FL 32114

PLEASE NOTE: PICK-UP ADDRESS IS DIFFERENT THAN SHIPPING ADDRESS!

Pick-up Address for Shipments:

2013 Dunn Avenue; Daytona Beach FL 32114

Hours of Operation: 8:30am – 4:30pm – Monday through Friday (Not Open On Weekends!)

PIT-TO-CAR RADIOS

Pit-to-Car Radios are allowed. Our Communications Sponsor, Speedcom Communications, will have a limited number of both digital and analog radios available for rent. Please see Jack Ivester at the Speedcom trailer.

Helmet wiring, ear plugs and/or adapters will have to be purchased if you do not have them. These parts cannot be rented as they are permanently installed in the helmets.

Race Control may be monitored on frequency 461.0875
Announcers are rebroadcast on FM 107.9.



IMPORTANT CONTACT INFORMATION

- Chris Ward, President – cward@hsrrace.com
- Rick Goolsby, Series Manager – rgoolsby@hsrrace.com
- Lyn Hodges Watts, Registration/Member Services – lh Watts@hsrrace.com
- Dorsey Schroeder, Competition Director – dschroeder@hsrrace.com
- Jack Woehrle, Technical Director – jwoehrle@hsrrace.com

Daytona Area Accommodations/RV Rentals

The One Daytona, Autograph Collection and Fairfield Inn & Suites Daytona Beach are the host hotels for this event. They are located across International Speedway Boulevard from the track. There are other hotel options around the Speedway and on the beach. The list below is not exhaustive. There are other hotels in the area and on Daytona Beach. This list is provided as informational only.

Host Hotels

The One Daytona, Autograph Collection
1870 Victory Circle
Daytona Beach, FL 32114
(386) 323-9777
[The Daytona, Autograph Collection](#)

Fairfield Inn & Suites Daytona Beach
1820 Checkered Flag Blvd
Daytona Beach, FL 32114
(386) 254-4700
[Fairfield Inn & Suites](#)

Speedway Area Hotels

Homewood Suites by Hilton
Daytona Beach Speedway-Airport
165 Bill France Boulevard
Daytona Beach, FL 32114
(386) 258-2828
[Homewood Suites by Hilton](#)

Hilton Garden Inn
Daytona Beach Airport
189 Midway Avenue
Daytona Beach, FL 32114
(386) 944-4000
[Hilton Garden Inn](#)

Residence Inn by Marriott
Daytona Beach Speedway/Airport
1725 Richard Petty Boulevard
Daytona Beach, FL 32114
(386) 252-3949
[Residence Inn by Marriott](#)

Courtyard by Marriott
Daytona Beach Speedway/Airport
1605 Richard Petty Boulevard
Daytona Beach, FL 32114
(386) 255-3388
[Courtyard by Marriott](#)

Oceanfront Hotels

Daytona Grande Oceanfront Resort
422 North Atlantic Avenue
Daytona Beach, FL 32118
(386) 271-7979
[Daytona Grande Oceanfront Resort](#)

Ocean Walk Resort
300 North Atlantic Avenue
Daytona Beach, FL 32118
(888) 387-5727
[Ocean Walk Resort](#)

Rental RV (Motorhome) Information

- El Monte RV www.elmonterv.com (888) 337-2214
- Premier Luxury RV Rentals www.premierluxuryrv.com (908) 335-0143
- Suncoast RV Rental www.suncoastrvrental.com (813) 984-0107



2024 Classic 24 Groups/Classes:

Group A		Early FIA era: Pre 1972 (approved treaded tires)	P/GT	CLASS
P/O	FIA Prototype Sports Cars, (over 3.0L)		P	A-1
P/U	FIA Prototype Sports Cars, (under 3.0L)		P	A-2
Early Sports Cars		FIA World Sports Car Championship, thru 1965	P	A-3
GT/O	FIA Grand Touring/Sports, (over 3.0L)		GT	A-4
GT/U	FIA Grand Touring/Sports, (under 3.0L)		GT	A-5
T	FIA Touring, (under 2.0L)		GT	A-6
Early GT/Touring Cars		FIA International GT Championship, thru 1965	GT	A-7
Group B		Early IMSA GTX/AAGT/GTO/GTU era: 1973 ~ 1982	P/GT	CLASS
Sports	FIA Sports Racing Cars (over 2.0L)		P	B-1
Sports	FIA Sports Racing Cars (under 2.0L)		P	B-2
GTX	IMSA GTX/AAGT		GT	B-3
GTO	IMSA / FIA GTO (over 3.0L)		GT	B-4
GTU	IMSA / FIA GTU (under 3.0L)		GT	B-5
RS	IMSA RS / International Sedans, etc.		GT	B-6
Group C		Late IMSA/GTP/WSC era: 1983 ~ 1993	P/GT	CLASS
GTP	IMSA GTP / FIA Group C prototypes		P	C-1
GTP/L	IMSA GTPL / Camel Lights, FIA Group C/2 prototypes		P	C-2
GTO	IMS GTO / GT1/FIA Groups A/B, as appropriate		GT	C-3
GTU	IMSA GTU / GT2/FIA Groups A/B, as appropriate		GT	C-4
W/C	FIA GT3 / World Challenge, etc. (i.e. Porsche 964, 944, etc.)		GT	C-5
Group D		Early GrandAm/GT era: 1994 ~ 2003	P/GT	CLASS
LMP	Grand Am SRP-I/SRP-II/LMP 900/675		P	D-1
DP	Grand American Daytona Prototypes (Gen 1, unmodified)		P	D-2
WSC	IMSA / FIA World Sportscars (WSC)		P	D-3
GTS	Grand Touring Supreme; includes FIA GT1/MSA GTS/GTS1		GT	D-4
GTS2	Grand Touring Supreme, uni-body; includes FIA GT2/MSA GTS2		GT	D-5
GT3	Grand Touring Supreme, tube-frame or unibody, includes FIA GT3/AGT		GT	D-6
SWC/Cup	Speed World Challenge, Cup, Challenge, etc.		GT	D-7
Group E		Modern Prototype/GT era: (by Assignment)	P/GT	CLASS
LMP1	LMP1 / (unmodified)		P	E-1
LMP2	LMP2 / LMPC (unmodified)		P	E-2
LMP3	LMP3 / P3 thru 2019 homologations		P	E-3
DP	Daytona Prototypes (Gen 2/3)		P	E-4
GT1/GT2 (early)	FIA/MSA/GrandAm GT1/GT2/GS		GT	E-5
GT3	FIA/MSA/GrandAm GT3		GT	E-6
GT4	FIA/MSA/GT4 thru 2019 homologations		GT	E-7
Cup/Challenge	Modern Cup / Challenge, etc.		GT	E-8
Group F		Current Prototype/GT thru 2019 homologations (by Assignment)	P/GT	CLASS
LMP	GT/LMP1/Daytona Prototype International (DPi)		P	F-1
LMP2	GT/LMP2		P	F-2
GT1	FIA/MSA GT1/GTLM/DTM		GT	F-3
GT2	FIA/MSA GT2/GTD/Current GT2		GT	F-4
GT3	FIA/MSA Current GT3		GT	F-5
Cup/Challenge	GT / Current Cup / Challenge, etc.		GT	F-6
Group G		HSR CARS that are DEEMED NOT APPROPRIATE for Groups A thru F		CLASS
*Group G cars will be assigned to classes based on specifications, tires, etc., so as to create fair competition within the group and classes. Potential and observed lap times will be considered when making assignments to Group G.				
Modern GT	HSR Groups 9/10/11			*G-1
Sports Racer	HSR Groups 6/7			*G-2
Historic GT	HSR Group 5			*G-3
Vintage GT	HSR Group 3			*G-4
Vintage GT	HSR Group 2			*G-5
Special	Others as appropriate (by assignment)			*G-6
Notes & Special Conditions				
All cars may run whatever tires are legal in their regular HSR race group, regardless of which section they are classified in.				
Certain "Unspecified" Cars, Formula Cars (Group 4) and Stock Cars (Group 8) are not eligible for the Classic 24-Hour.				
Entries will be classified as deemed appropriate by HSR regardless of listed definitions.				
Modern cars must have been Homologated for a Pro racing series such as IMSA or the FIA prior to 2020, and <u>must be retired from any Pro-racing series</u> . Similar cars not having official Homologations will be considered upon a case-by-case review. When in question, it is the responsibility of the entrant to provide accurate documentaion.				



HSR WeatherTech Run Groups/Classes

Group 2 – Vintage Sports Cars

VP1-VP7, S5, S6, VM1-VM4, VSR3, VSR4, SSD, HPCB, 2X

Group 3 – Vintage/Historic Production, etc.

HP5-HP9, S2-S4, MP2, SSB, SSC, STB, VSR1, VSR2, MSR4, HPCA, 3X

Group 4A/B – Vintage/Historic Open Wheel (Monoposto)

VF1-VF7, HF1-HF6, 4X

Group 4C – Modern Era formula Cars

MF1-MF7, 4X

Group 5A – Big-Bore Historic Sports Cars, etc.

HP1-HP4, HTA, S1, MP1, SSA, STA, VASR, VBSR, 5X

Group 5B – Early FIA Grp 4/IMSA GT

GTO, GTU, 5X

Group 6 – Historic/Post-Historic Prototypes, etc.

P1A, P1B, P2A, P2B, P3A, GTP, GTPL, 6X

Group 7A – Historic Sports Racers

CA1-CA4, HPT, VPT, HBSR, HCSR, S2A, S2B, 7X

Group 7B – Modern Sports Racers/Track Day Cars, etc.

MSR2, MSR3, 7X

Group 8 – Historic Stock Cars

SCA-SCE, SCT, SCGN, 8X

Group 9 – Post-Historic/Modern Global GT, etc.

GT1A, GT1B, GT2A, GT2B, GT3A, GT3B, GTS1, AAGT, 9X

Group 10 – Modern Global GT3/Cup/Challenge Series, etc.

GTS2, GT3C, GT3D, GT4A, SSAA, 10X

Group 11 – Early GT4, TCR, etc.

GT4B, GT3E, GT3F, GT5, TCR, 11X

B.R.M Chronographes Endurance Challenge Groups/Classes:

GTC (Classic) Enduro

GTC1-GTC4, GTCX

GTM (Modern) Enduro

GTM1-GTM6, GTMX

Historic Enduro

H1-H7, HX

Prototype Enduro

P1-P6, PX

Vintage Enduro

V1-V5, VX

Specialty Races Groups/Classes:

SascoSports International/American Challenge:

Foreign Production Sports Cars & Sedans {I} and Porsches {P} vs. American GT Cars {A} by *invitation (Groups 2, 3, 5) *Sports racers and cars on slicks excluded.

Global GT:

Select Modern GT cars from Groups 9, 10, 11 (See eligibility sheet)

HSR Classic RS Cup:

Porsche 911S/911ST/911RS/RSR/IROC/SC (2.2 thru 3.0L)

HSR Prototype Challenge

IMSA LMP3 cars in Pro/Am and Am/Am.



DAYTONA INTERNATIONAL SPEEDWAY WASTE DISPOSAL REQUIREMENTS

It is a Violation of State and Federal Laws to improperly dispose of toxic or hazardous wastes in used oil. Daytona International Speedway (DIS) provides sites for the proper disposal of wastes generated at its events at the locations indicated on the map by the symbol ★. **Please Contact Race Control for HazMat Spill Assistance.**

All cleaning fluids (**ONLY NON CHLORINATED BRAKE AND CARB CLEANERS ARE PERMITTED**), oil, antifreeze or other fluids that are brought on to Speedway grounds by teams must be removed by teams upon their departure or disposed of as provided below.

ANY INTENTIONAL OR IMPROPER DISPOSAL OF ANY WASTE PRODUCTS ON THE PROPERTY OF DIS WILL BE DEALT WITH SUMMARILY BY YOUR SANCTIONING AUTHORITY, DIS AND THE APPROPRIATE GOVERNMENTAL AUTHORITIES.

DIS separates waste fluids into the following categories for disposal:

1. Used oil & oil filters
2. Anti-Freeze
3. Waste fuel and used fuel filters (used fuel filters are not comingled with used oil filters)
4. Brake fluid
5. Sorbent Waste (speedy dry)

A Safety-Kleen representative or track employee is provided at the Recycle Center locations as indicated on the map by the symbol ★

to assist any team member in selecting the proper disposal container for any wastes which may be generated. Failure by any team member to follow the directions of any of these representatives or to otherwise comply with these rules will be reported to your sanctioning authority for disciplinary action. Please use the disposal area that is closest to your work area.

container, **especially** the USED OIL disposal containers.

USED OIL: (Motor Oil, Transmission Fluid, Gear Oil, Hydraulic Oil) Collection containers are provided in the locations indicated on the map by the symbol ★. They are marked "Used Oil". Only used oil may be placed in these containers. Used oil accidentally contaminated with solvents, brake fluid, anti-freeze or other fluids must be delivered to the Recycle Stations for alternate disposal. An inspector will be stationed at the disposal sites to insure that contaminated oil is not placed in the used oil barrels.

ANTI-FREEZE: Disposal barrels marked for anti-freeze are provided at the disposal sites indicated on the map by the symbol ★. Only used anti-freeze may be placed in these barrels. Anti-freeze contaminated with solvents, used oil or other liquids must be delivered to the Safety Kleen stations for proper disposal.

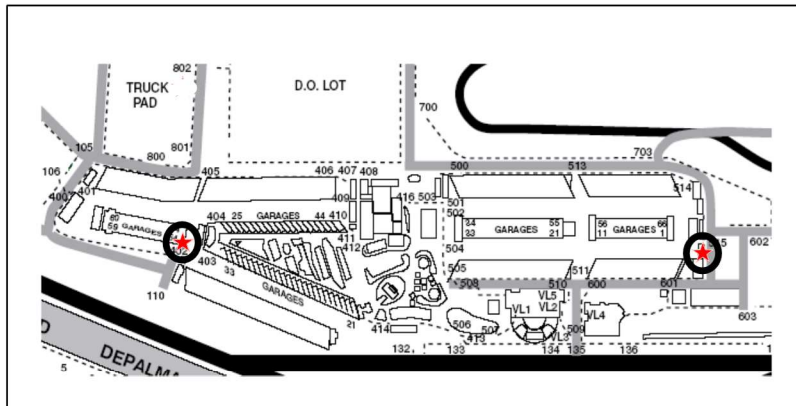
WASTE GASOLINE: Containers of unused gasoline or other fluids contaminated with gasoline products must be taken to the disposal area identified by the symbol ★ for disposal. No gasoline products may be poured into any other waste fluids

The waste fuel container for the Sprint Garage is located in the blue lock up in front of the Recycle Center.

CLEANING FLUIDS: ONLY NON CHLORINATED BRAKE AND CARB CLEANERS ARE PERMITTED for use at the DIS facility. All parts cleaning must be done by race team members at the Safety Kleen cleaning stations indicated on the maps provided on the back of this notice by the symbol ★. Safety Kleen has provided cleaning stations and environmentally approved solvents for use by all teams at no charge.

USED BATTERIES: Waste auto and motorcycle batteries may be dropped off at the Recycle Centers. There are labeled containment trays for used batteries.

SORBENT WASTE: The Yellow and Blue garage recycle centers have proper drums to collect used Sorbent Waste (used Speedy Dry) for oil related spills. There is also a separate drum for fuel related used sorbent waste.



Racing Flags



Green Flag

Signals a clear course and indicates the immediate start or restart of a race.



Yellow Flag

STANDING: A situation exists that warrants your attention and caution. NO PASSING until you have proceeded to a station where the yellow flag is no longer being displayed.

WAVING: A hazardous situation exists that warrants your attention and extreme caution. SLOW DOWN AND NO PASSING. You will probably have to deviate from and modify your driving line.

DOUBLE: When you see a station displaying two yellow flags. A FULL COURSE YELLOW exists. NO PASSING, a pace car may be used.



Black Flag


OPEN: Displayed at all corners means THE SESSION HAS STOPPED. All cars shall proceed cautiously to the pits. Stop Racing. An "ALL" sign will be displayed at the starter's stand and Black Flag Station. The Black Flag Station is located at Turn 6.

CLOSED (Furled): Warning when pointed at a participant from the starters stand.



Red Flag

Session has been stopped. All cars should reduce speed to idle. Be prepared to stop. Give way to all emergency vehicles. If track is not blocked, proceed at idle speed back to pit lane, and park drivers right. No work can be done. Shut off engine and stay with your car, until told otherwise.



White Flag

Open, displayed at all corners and start, at the beginning of practice sessions. Passing allowed, you may encounter slower cars. Do not weave to warm tires.




Blue w/ Yellow Stripe Flag

Check your mirrors. Hold the line, another competitor is following closely or is trying to overtake.




Yellow w/ Red Stripes Flag

Signals debris on race surface which could include parts from a car or a slippery race surface. Exercise caution.



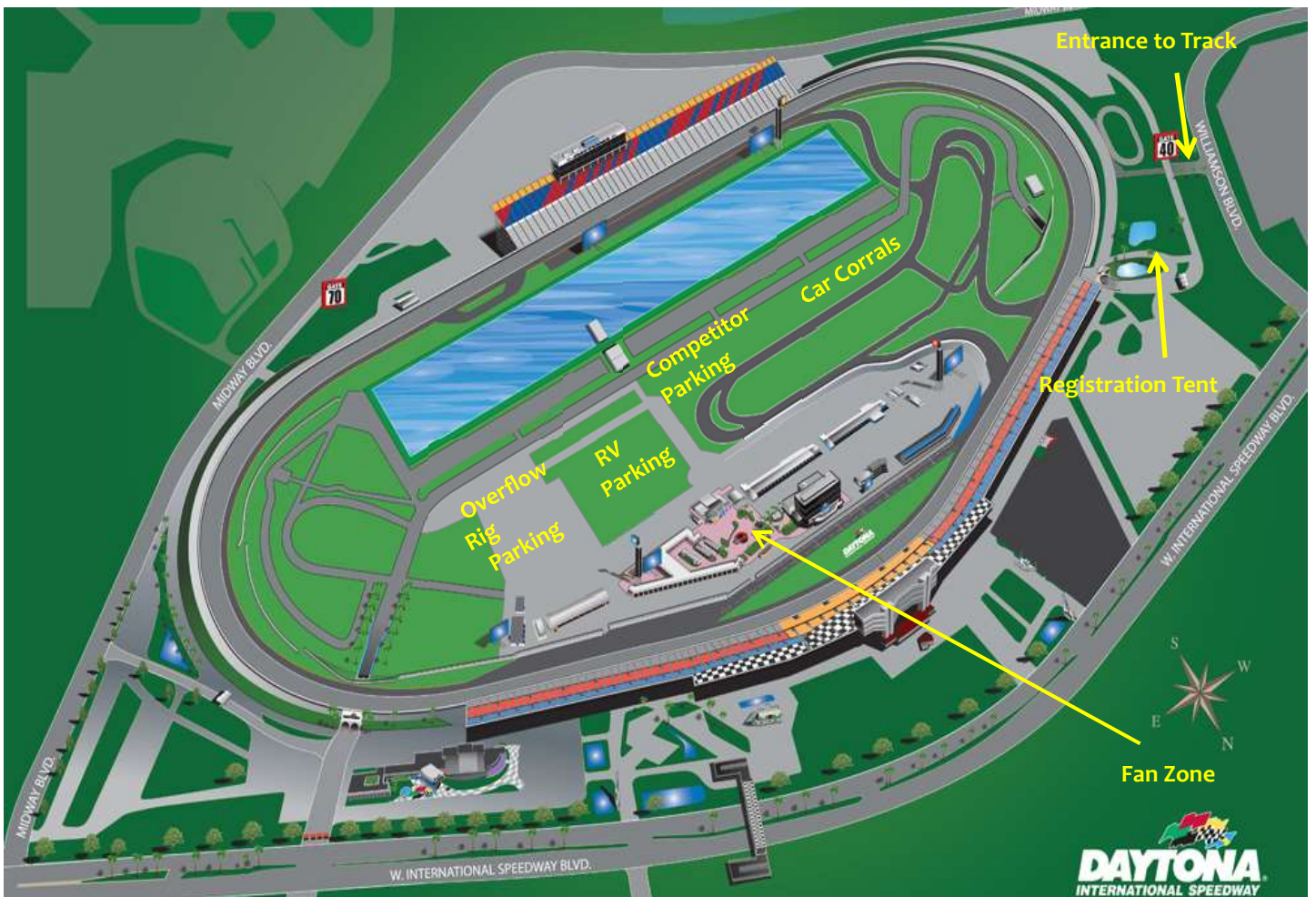
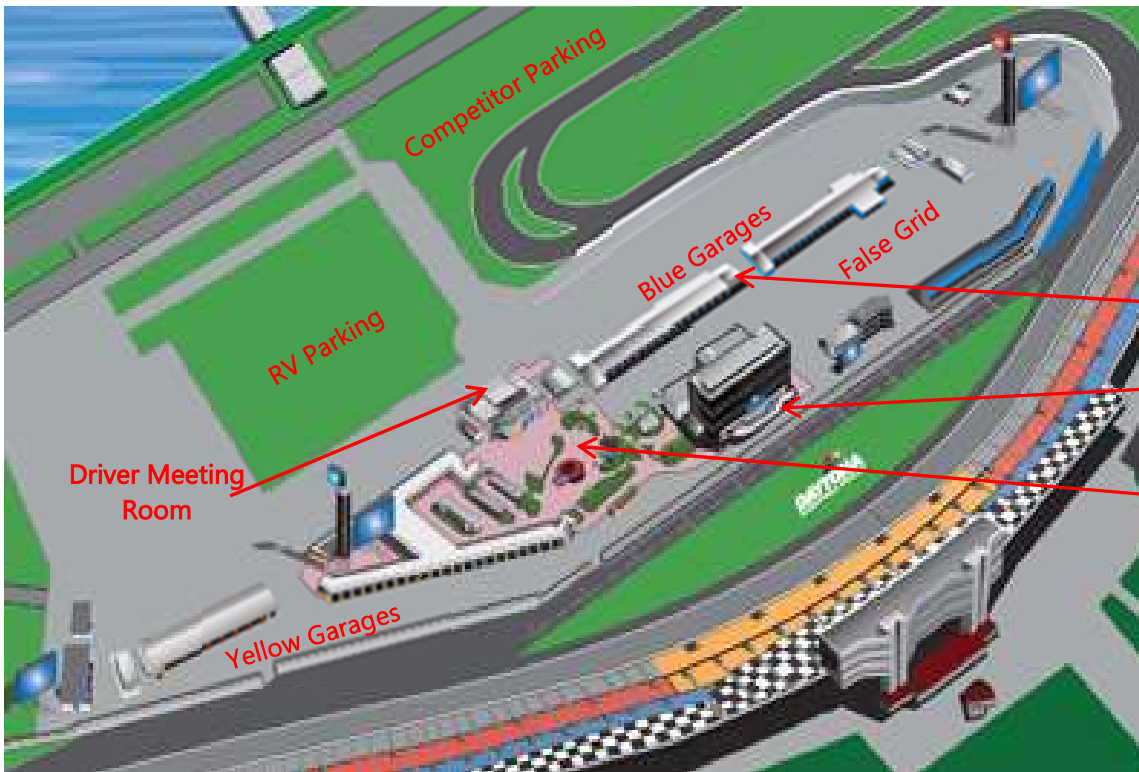
Black w/ Orange Ball Flag

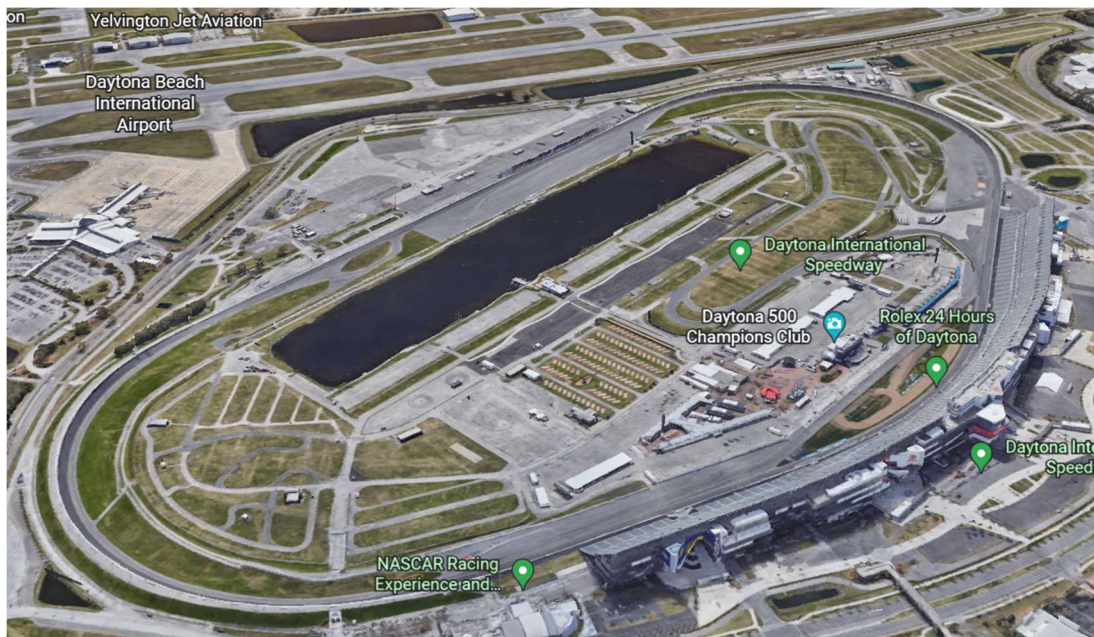
Do not take another lap. Something is wrong with a participant's car. Flag is shown beside board with involved car's number. That car must proceed to pits.



Checkered Flag

The race or session is finished. Stop racing, cool your car down and return to the pits at the next opportunity.





Never raced on DAYTONA INTERNATIONAL SPEEDWAY?

Want a refresher course on the SPEEDWAY?

Need to know the Ins and Outs of the RACETRACK?

Not familiar with the traffic flow of the paddock?

We have just the solution for you!

Best Part ... IT'S FREE!!!!

Our Track Orientation Program is built for those who are new to the Speedway and for any who would like a refresher course.

Our Track Orientation Program (TOP) is open to all competitors. This program is strongly suggested for competitors who have not driven the Daytona International Speedway.

The TOP is a guided program, directed by our Competition Directors, Dorsey Schroeder and Jim Davis; in conjunction with our Race Steward, Steve DeBrecht.

The TOP starts with a classroom session on Tuesday, October 29 at 3:00pm. In this session, our Competition Directors will go over the nuances of the speedway, safety issues, the track flow of the paddock and many other items. This classroom session is then followed by a guided tour of the racecourse itself.

For anyone not arriving until Wednesday, the program will continue Wednesday, October 30, starting with the Driver's Meeting and a classroom session for late arrivals, a follow-up and review session will be from 12:40pm to 1:10pm on Wednesday.

The TOP meetings will be held in the Driver's Meeting Room, located near the Sprint Fan Zone.

